



// ONE BRAND // ONE SOURCE // ONE SYSTEM



REMA TIP TOP/North America, Inc.
VETERINARY FLOORING & WALLS

REMA TIP TOP

One-Stop Solution for all Rubber Lining Services

REMA TIP TOP offers the highest quality flooring and wall products that have protected animals in veterinary hospitals and clinics around the world for over 30 years. Our flooring and wall products have proven to be durable, safe and easy to clean. REMA TIP TOP specializes in veterinary flooring and walls for Recovery and Induction Rooms for universities, veterinarians, zoos, private farms and athletic facilities. REMA TIP TOP's extensive experience and wide product range enables us to work with individual facilities to provide custom solutions.

FLOORING

REMA TIP TOP rubber floors are easier on the feet of the animals and reduce fatigue of clinical staff. The soft flooring surface provides more comfort than concrete and other hard flooring products.

- Reduce animal falls and staff injury by providing sure footing
- Extremely durable
- Improves traction in both wet and dry areas
- Wide range of products allows flexibility in providing solutions
- Impervious to harsh soaps and hot high pressure washes

AREAS OF INSTALLATION

- Hallways
- Operating Rooms
- Stalls
- Around Stanchions
- Other Areas Where Slippery Surfaces Occur
- Recovery Rooms



WALLS

REMA TIP TOP wall coverings combine a thick, soft under layer with a tough top liner, providing the optimal blend of durability and cushioning.

- Protects confused and thrashing animals during recovery from anesthesia
- All edges and seams are sealed to keep out moisture, preventing bacterial growth
- Permanent installation, no need to remove for cleaning
- Cut-outs and protective flaps standard additions in process of installation

AREAS OF INSTALLATION

- Induction Rooms
- Operating Rooms
- Recovery Rooms



REMA TIP TOP

One-Stop Solution for all fully sealed and contained systems

INSTALLATION

REMA TIP TOP provides installation with our factory direct crews or from our distribution network of authorized installers. REMA TIP TOP guarantees satisfactory results when a REMA TIP TOP authorized crew installs flooring and wall products. The installation process includes total sealing of the covered area behind the rubber lining, which prevents the creation of an environment that can enhance bacterial growth and expose animals to infection.

REMA TIP TOP provides flexibility in scheduling installation to reduce the impact on your facility as much as possible. We will provide an accurate time table on our workflow so your clinic is able to return to a normal schedule with minimal disruption.

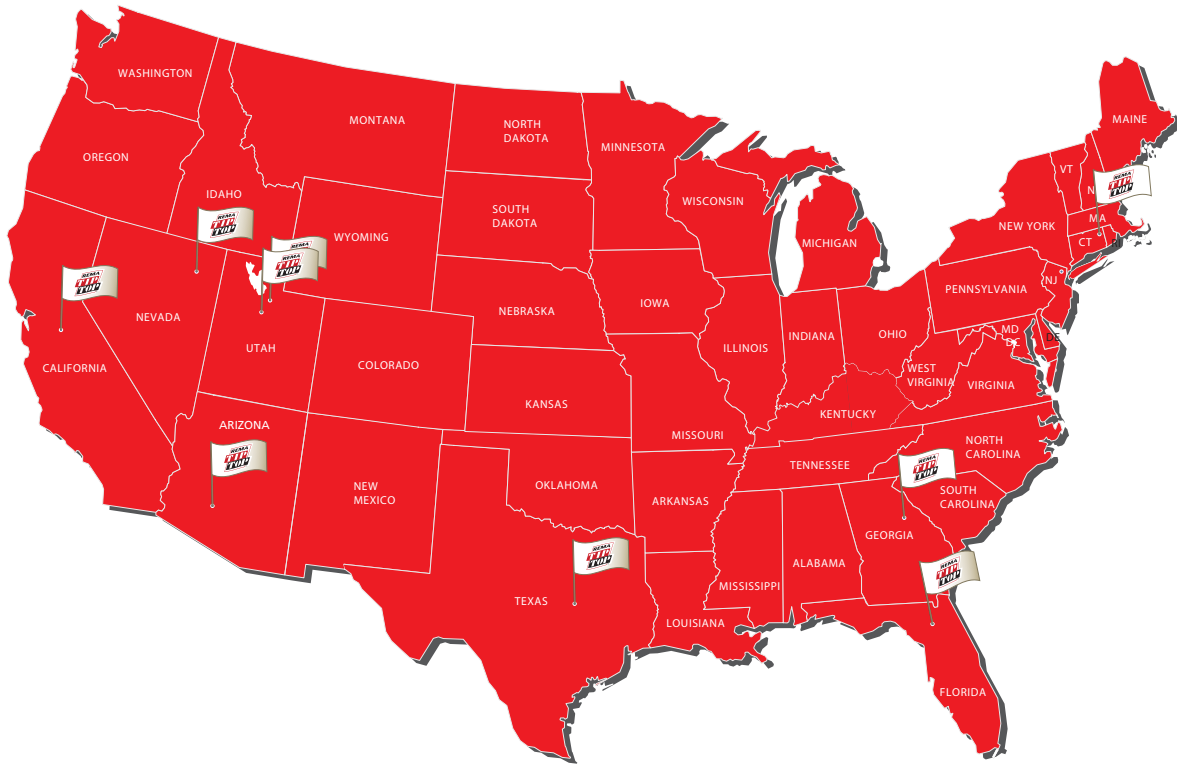
MAINTENANCE

REMA Flooring is easily sanitized because it is impervious to harsh soaps and hot, high pressure washes. Most chemicals used in the veterinary environment will have no adverse effect on the performance of the wall or flooring liners, check with REMA TIP TOP to confirm. The ability to clean with aggressive methods enables you to create a sanitary environment that is safe for animals and staff.

Permanent installation of the rubber wall and floor lining means that there is no need to remove to clean behind or around them. There are no cracks or crevices that provide areas for bacterial growth. Self-healing rubber material is impervious to animal kicks, bumps and rubbing; eliminating the need for repairs to surfaces and exposure of internal materials.



REMA TIP TOP Service Centers



SERVICE CENTERS:

Madison, GA:
(706) 752-4000

Elko, NV:
(775) 778-0640

East Windsor, CT
(860) 623-9948

Lake City, FL:
(386) 752-9111

Casa Grande, AZ:
(520) 421-2280

West Jordan, UT:
(801) 569-8890

Ceres, CA:
(209) 521-1410

Salt Lake City, UT:
(801) 906-0404

Elm Mott, TX
(254) 218-4661



// ONE BRAND // ONE SOURCE // ONE SYSTEM

REMA TIP TOP/North America, Inc.

1500 Industrial Blvd.
Madison, GA 30650
Phone: 800.334.REMA (7362)
706.752.4000
Fax: 706.752.4015
www.rematiptop.com