





TIRE REPAIR MATERIALS
Bias-Ply Repair Chart




 C max. inch (mm)	PR PLY RATING									
		-4	6-8	10-12	14-16	18-20	22-24	-12	14-18	20-24
5/16 (8)	PN No.	FRU 1	FRU 1	FRU 2	03	03	04	FRU 1	FRU 2	03
3/8 (10)	PN No.	FRU 2	FRU 2	03	03	04	04	FRU 2	03	03
1/2 (15)	PN No.	03	03	04	04	05	05	FRU 2	03	04
1 (25)	PN No.	03	04	05	06	06	06	03	04	05
1 3/8 (35)	PN No.	04	04	05	06	07	07	03	04	05
2 (50)	PN No.	05	05	06	07	08	08	05	05	06
3 (75)	PN No.	-	-	07	07	09	09	06	06	07
4 (100)	PN No.	-	-	08	08	09	010	07	07	08
5 (125)	PN No.	-	-	-	010	010	-	-	08	08

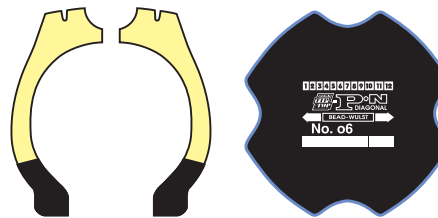
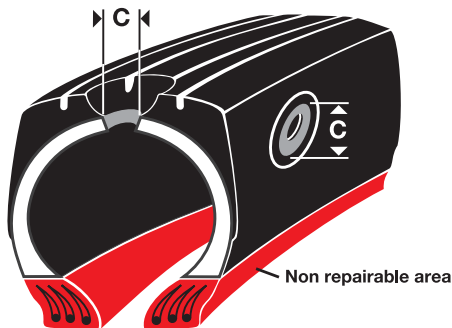
2



 C max. inch (mm)	PR PLY RATING	-6	8-10	12-14	16-18
1 (25)	PN No.	020	020	020	020
2 (50)	PN No.	020	020	021	023
3 (75)	PN No.	020	023	023	024
5 (125)	PN No.	021	024	024	025
7 (175)	PN No.	022	025	025	-



 C max. inch (mm)	PR PLY RATING	-8	10-12	14-16	18-20	22-24
1 (25)	PN No.	040	041	041	042	042
2 (50)	PN No.	040	041	042	042	-
3 (75)	PN No.	-	042	042	-	-



PN 03 - 042