


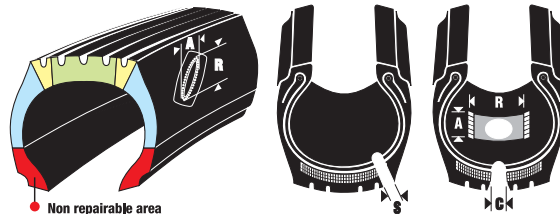
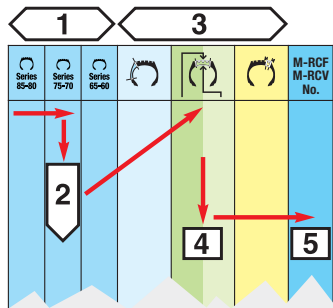


TIRE REPAIR MATERIALS

Modular 400 Series Repair Chart

Standard 100-90	Series 85-80	Series 75-70	Series 65-60	Series 55-45	 max A x R inch (mm)	 max. C Ø inch (mm)		 max. S inch (mm)	M-RCF M-RCV No.		
							max. A x R inch (mm)				
6.00 - 7.50	7 R - 8.5 R 205/ - 235/	205/ - 235/	245/ - 265/	NA	-	-	1/4 (6)	-	-	410	
					-	-	3/8 (10)	-	-	1/4 (6)	420
					3/8 x 5/8 (10 x 15)	5/8 (15)	5/8 x 3/4 (15 x 20)	5/16 (8)	420+		
					3/8 x 2 (10 x 50)	3/4 (20)	3/4 x 1 1/4 (20 x 30)	3/8 (10)	440		
					3/4 x 1 3/8 (20 x 35)						
					3/8 x 3 1/8 (10 x 80)	1 (25)	1 x 1 5/8 (25 x 40)	5/8 (15)	440+		
1 x 2 3/8 (25 x 60)											
8.25 - 10.00 225/ - 245/	9 R - 10 R 245/ - 265/	245/ - 265/	275/ - 315/	NA	-	-	1/4 (6)	-	-	410	
					-	-	5/16 (8)	-	-	1/4 (6)	420
					1/4 x 3/8 (6 x 10)	1/2 (12)	1/2 x 3/4 (12 x 20)	5/16 (8)	420+/424		
					-	3/4 (20)	3/4 x 1 3/8 (20 x 35)	-	425+		
					3/8 x 2 (10 x 50)	5/8 (15)	5/8 x 1 1/4 (15 x 30)	1/2 (12)	440/424		
					5/8 x 1 3/8 (15 x 35)						
					3/8 x 3 1/8 (10 x 80)	3/4 (20)	3/4 x 1 5/8 (20 x 40)	5/8 (15)	440+		
					3/4 x 2 3/8 (20 x 60)						
					3/8 x 3 1/2 (10 x 90)	1 (25)	1 x 2 (25 x 50)	5/8 (15)	442		
					3/4 x 2 3/4 (20 x 70)						
3/8 x 4 3/8 (10 x 110)	1 1/4 (30)	1 1/4 x 2 (30 x 50)	3/4 (20)	442+							
1 x 3 1/8 (25 x 80)											
12.5 R - 14.75 R 10.00 - 13.00	11 R - 13 R 12/ - 14/ 14.75 275/ - 385/	11/ - 13/ 275/ - 375/	325/ - 385/	355/ - 385/	-	-	1/4 (6)	-	-	410	
					-	-	5/16 (8)	-	-	1/4 (6)	420
					1/4 x 1/4 (6 x 6)	1/2 (12)	1/2 x 3/4 (12 x 20)	5/16 (8)	420+/424		
					-	3/4 (20)	3/4 x 1 (20 x 25)	-	425+		
					3/8 x 2 3/8 (10 x 60)	3/4 (20)	3/4 x 1 1/4 (20 x 30)	3/8 (10)	440+		
					5/8 x 1 3/8 (15 x 35)						
					3/8 x 3 1/8 (10 x 80)	3/4 (20)	3/4 x 1 5/8 (20 x 40)	5/8 (15)	440+/442		
					3/4 x 1 5/8 (20 x 40)						
3/8 x 4 (10 x 100)	1 (25)	1 x 2 (25 x 50)	3/4 (20)	442+							
1 x 3 1/8 (25 x 80)											
14.00 - 16.00 375/ - 445/	15 R - 24 R 15.5 - 395/ - 475/	445/ - 605/	395/ - 525/	425/ - 495/	-	-	5/16 (8)	-	-	420+/426	
					-	-	3/8 (10)	-	-	5/16 (8)	426/440
					-	5/8 (15)	5/8 x 1 (15 x 25)	-	425+		
					1/2 x 1 1/4 (12 x 30)	5/8 (15)	5/8 x 1 (15 x 25)	3/8 (10)	440+		
					3/8 x 2 3/8 (10 x 60)						
					3/4 x 1 5/8 (20 x 40)	5/8 (15)	5/8 x 1 1/4 (15 x 30)	5/8 (15)	442		
					3/8 x 4 (10 x 100)						
					3/4 x 2 3/8 (20 x 60)	3/4 (20)	3/4 x 1 1/4 (20 x 30)	3/4 (20)	442+		



This chart is only valid for use with Modular 400 Series Repair Units.
DO NOT USE WITH OTHER REPAIR UNITS