





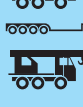
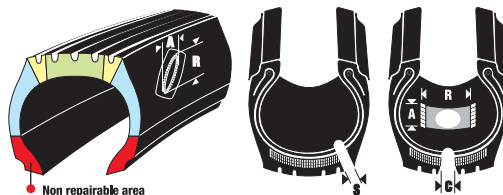
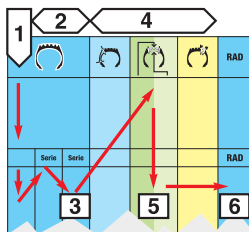


TIRE REPAIR MATERIALS

RAD 100 Series Section Repair Chart

	Series 100-90	Series 85-80	Series 75-70	Series 65-60	Series 55-45	① max A x R inch (mm)	② max CØ inch (mm)		③ max SØ inch (mm)	RAD No.
								max A x R inch (mm)		
 min - 122 LI	6.00 - 7.50	7 R - 8,5 R 205/ - 235/	205/ - 235/	245/ - 265/	-	-	1/2 (12)	1/2 x 5/8 (12 x 15)	-	115
						3/8 x 5/8 (10 x 15)	5/8 (15)	5/8 x 3/4 (15 x 20)	-	120
						5/8 x 2 3/8 (15 x 60)	5/8 (15)	5/8 x 1 (15 x 25)	3/8 (10)	122*
						3/4 x 1 3/8 (20 x 35)				
						1/8 x 3 1/8 (4 x 80)	-	-	3/8 (10)	124*
						3/8 x 2 3/8 (8 x 60)	1 (25)	1 x 1 5/8 (25 x 40)		
						3/8 x 3 1/8 (10 x 80)				
1 x 2 3/8 (25 x 60)										
 	8.25 - 10.00 225/ - 245/	9 R - 10 R 245/ - 265/	245/ - 265/	275/ - 315/	-	-	3/8 (10)	3/8 x 1/2 (10 x 12)	-	115
						1/4 x 3/8 (6 x 10)	1/2 (12)	1/2 x 3/4 (12 x 20)	-	120
						1/8 x 3 1/8 (4 x 80)	-	-	5/16 (8)	124*
						3/8 x 2 3/8 (8 x 60)				
						-	3/4 (20)	3/4 x 1 3/8 (20 x 35)	-	125
						-	1 5/8 (40)	1 5/8 x 2 3/8 (40 x 60)	-	135
						3/8 x 3 1/8 (10 x 80)	3/4 (20)	3/4 x 1 5/8 (20 x 40)	5/8 (15)	140
						3/4 x 2 3/8 (20 x 60)				
						3/8 x 4 3/8 (10 x 110)	1 1/8 (30)	1 1/8 x 2 (30 x 50)	3/4 (20)	142
						1 x 3 1/8 (25 x 80)				
3/4 x 5 3/8 (20 x 135)	1 5/8 (40)	1 5/8 x 2 3/4 (40 x 70)	1 (25)	144						
1 5/8 x 3 1/8 (40 x 80)										
 	12.5 R - 14.75 R 11.00 - 13.00	11 R - 13 R 12/ - 14/ 14.75/	11/ - 13/ 275/ - 375/	325/ - 385/	355/ - 385/	-	3/8 (10)	3/8 x 1/2 (10 x 12)	-	115
						1/4 x 1/4 (6 x 6)	1/2 (12)	1/2 x 3/4 (12 x 20)	-	120
						-	3/4 (20)	3/4 x 1 (20 x 25)	-	125
						1/8 x 3 1/8 (4 x 80)	-	-	5/16 (8)	124*
						3/8 x 2 3/8 (8 x 60)				
						1/8 x 4 3/4 (4 x 120)	-	-	5/16 (8)	126*
						1/2 x 2 3/8 (12 x 60)				
						-	1 5/8 (40)	1 5/8 x 2 3/8 (40 x 60)	-	135
						3/8 x 2 3/8 (10 x 60)	3/4 (20)	3/4 x 1 1/8 (20 x 30)	3/8 (10)	140
						5/8 x 1 3/8 (15 x 35)				
						3/8 x 4 (10 x 100)	1 (25)	1 x 2 (25 x 50)	3/4 (20)	142
						1 x 3 1/8 (25 x 80)				
						3/4 x 5 1/8 (20 x 130)	1 5/8 (40)	1 5/8 x 2 3/4 (40 x 70)	1 (25)	144
1 5/8 x 3 1/8 (40 x 80)										
 	14.00 - 16.00 375/ - 445/	15 R - 24 R 15.5 - 395/ - 475/	445/ - 605/	395/ - 525/	425/ - 495/	-	3/8 (10)	3/8 x 5/8 (10 x 15)	-	120
						-	5/8 (15)	5/8 x 1 (15 x 25)	-	125
						1/8 x 4 3/4 (4 x 120)	-	-	5/16 (8)	126*
						1/2 x 2 3/8 (12 x 60)				
						1/8 x 5 1/2 (4 x 140)	-	-	5/16 (8)	128*
						3/8 x 3 1/8 (8 x 80)				
						-	1 3/8 (35)	1 3/8 x 2 (35 x 50)	-	135
						1/2 x 1 1/8 (12 x 30)	5/8 (15)	5/8 x 1 (15 x 25)	3/8 (10)	140
						3/8 x 4 (10 x 100)				
						3/4 x 2 3/8 (20 x 60)	3/4 (20)	3/4 x 1 1/8 (20 x 30)	3/4 (20)	142
						3/4 x 5 1/8 (20 x 130)				
						1 1/8 x 2 3/8 (30 x 60)	1 1/8 (30)	1 1/8 x 2 (30 x 50)	1 (25)	144
						1 1/8 x 5 1/2 (30 x 140)				
1 3/4 x 4 (45 x 100)	1 5/8 (40)	1 5/8 x 2 3/4 (40 x 70)	1 1/8 (30)	146						



*RSR Compliant Repair Method

This repair chart supersedes all previous versions. Always refer to the repair chart and safety advice packed with the product! Consult the Tire Manufacturer for the repair limits.