

REMA TIP TOP/North America Inc





















AIR LINE COUPLERS AND NIPPLES

REMA TIP TOP's high-performance couplers and nipples are designed for reliability, prolonged service life and are compatible with corresponding interchanges from other manufacturers.


Rated for pressure up to 300 PSI, and operating temperatures from -40° to +250° F, these tools are versatile in any climate or location. Heat treated and corrosion resistant.



Automotive

TRU-FLATE	2121 TRU-FLATE COUPLER 1/4" Male	2221 TRU-FLATE NIPPLE 1/4" Male	2122 TRU-FLATE COUPLER 1/4" Female	2222 TRU-FLATE NIPPLE 1/4" Female
				
	Rema: 2121 Acme: A926B Amflo: C-1 ARO: --- Camel: 524	Dill: D-12 Milton: 786 NAPA: 4-674 Schrader: 3503 Tru-Flate: 13/124	Rema: 2221 Acme: A928N Amflo: CP-1 ARO: --- Camel: 538	Dill: D-2C Milton: 783 NAPA: 4-685 Schrader: 3506 Tru-Flate: 12/124
	Rema: 2122 Acme: A925B Amflo: C-2 ARO: --- Camel: 523	Dill: D-13 Milton: 785 NAPA: 4-675 Schrader: 3504 Tru-Flate: 13/134	Rema: 2222 Acme: A929N Amflo: CP-2 ARO: --- Camel: 539	Dill: D-3C Milton: 784 NAPA: 4-686 Schrader: 3507 Tru-Flate: 12/134
TRU-FLATE	2155 TRU-FLATE COUPLER 1/2" Male	2255 TRU-FLATE NIPPLE 1/2" Male	2156 TRU-FLATE COUPLER 1/2" Female	2256 TRU-FLATE NIPPLE 1/2" Female
				
	Rema: 2155 Acme: --- Amflo: C-9 ARO: 23104-014 Camel: 564	Dill: D-16 Milton: 1816 NAPA: 4-678 Schrader: 3511 Tru-Flate: 13/704	Rema: 2255 Acme: A942N Amflo: CP-9 ARO: --- Camel: 568	Dill: D-2F Milton: 1817 NAPA: 4-689 Schrader: 3513 Tru-Flate: 12/704
	Rema: 2156 Acme: A942B Amflo: C-10 ARO: 23104-400 Camel: 563	Dill: D-17 Milton: 1815 NAPA: 4-679 Schrader: 3512 Tru-Flate: 13/712	Rema: 2256 Acme: A943N Amflo: CP-10 ARO: --- Camel: 569	Dill: D-3F Milton: 1818 NAPA: 4-690 Schrader: 3514 Tru-Flate: 12/712
ARO	2131 ARO COUPLER 1/4" Male	2231 ARO NIPPLE 1/4" Male	2132 ARO COUPLER 1/4" Female	2232 ARO NIPPLE 1/4" Female
				
	Rema: 2131 Acme: --- Amflo: C-37 ARO: 212 Camel: 527	Dill: --- Milton: 776 NAPA: 4-6603 Schrader: 3525 Tru-Flate: 13/324	Rema: 2231 Acme: A914N Amflo: CP-37 ARO: A2608 Camel: 528	Dill: 8891 Milton: 777 NAPA: 4-821 Schrader: 3529 Tru-Flate: 12/324
	Rema: 2132 Acme: A918B Amflo: C-38 ARO: 210 Camel: 526	Dill: 8888 Milton: 775 NAPA: 4-820 Schrader: 3526 Tru-Flate: 13/334	Rema: 2232 Acme: A916N Amflo: CP-38 ARO: A2609 Camel: 529	Dill: 8889 Milton: 778 NAPA: 4-822 Schrader: 3530 Tru-Flate: 12/334
INDUSTRIAL	2139 INDUSTRIAL COUPLER 1/4" Male	2239 INDUSTRIAL NIPPLE 1/4" Male	2140 INDUSTRIAL COUPLER 1/4" Female	2240 INDUSTRIAL NIPPLE 1/4" Female
				
	Rema: 2139 Acme: A938B Amflo: C-21 ARO: 23102-012 Camel: 574	Dill: 10003 Milton: 716 NAPA: 4-6602 Schrader: 5141-12 Tru-Flate: 13/224	Rema: 2239 Acme: A910N Amflo: CP-21 ARO: 23902-210 Camel: 578	Dill: 10010 Milton: 727 NAPA: 4-6610 Schrader: 5138-11 Tru-Flate: 12/224
	Rema: 2140 Acme: A937B Amflo: C-20 ARO: 23102-200 Camel: 573	Dill: 10002 Milton: 715 NAPA: 4-6601 Schrader: 5142-12 Tru-Flate: 13/234	Rema: 2240 Acme: A911N Amflo: CP-20 ARO: 23902-200 Camel: 579	Dill: 10009 Milton: 728 NAPA: 4-6611 Schrader: 5139-11 Tru-Flate: 12/234
LINCOLN	2135 LINCOLN COUPLER 1/4" Male	2235 LINCOLN NIPPLE 1/4" Male	2136 LINCOLN COUPLER 1/4" Female	2236 LINCOLN NIPPLE 1/4" Female
				
	Rema: 2135 Acme: A935B4M Amflo: C-27 ARO: --- Camel: 61-486	Dill: --- Milton: 790 NAPA: --- Schrader: 3527 Tru-Flate: 13-424	Rema: 2235 Acme: A935N4M Amflo: CP-27 ARO: --- Camel: 61-550	Dill: --- Milton: 791 NAPA: --- Schrader: 3531 Tru-Flate: 12-424
	Rema: 2136 Acme: A935B4F Amflo: C-28 ARO: --- Camel: 61-548	Dill: --- Milton: --- NAPA: --- Schrader: 3528 Tru-Flate: 13-434	Rema: 2236 Acme: A935N4F Amflo: CP-28 ARO: --- Camel: 61-551	Dill: --- Milton: 792 NAPA: --- Schrader: 3532 Tru-Flate: 12-434

2124 TRU-FLATE Female Ring Sleeve 1/4"



Rema: 2124
Acme: ---
Amflo: C-2R
ARO: ---
Camel: 545
Dill: D-13R
Milton: 787
NAPA: ---
Schrader: 3505
Tru-Flate: 13/136

We supply your workshop

ONE BRAND – ONE SOURCE – ONE SYSTEM



REMA TIP TOP / North America, Inc.
Automotive Division

119 Rockland Avenue • Northvale, NJ 07647
Phone 800.225.REMA (7362) • Fax 800.338.REMA (7362)

www.rematiptop.com