



// ONE BRAND // ONE SOURCE // ONE SYSTEM



EXPEL 30 Filter & Auto Drain Set Industrial Applications

Problem

Solution




Solenoid valves failing; if the solenoid valve on the bin door fails, the door will stick which can affect your weighing systems accuracy.

Expel removes all liquids, water and particulates to 1 micron which protects solenoid from liquid water and build-up of solid contaminants.



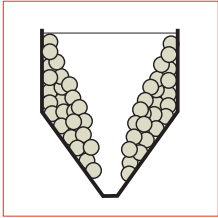
Damaged Namur valves will not energise the actuators, causing butterfly valves to fail.

Expel removes liquids and particulate contaminants in one filter, therefore replacing up to three traditional filters with one unit ensuring the butterfly valves are protected.



Issues with water freezing in compressed air lines (from a burner, for instance) in winter will inevitably cause damage to the internal parts of the machinery. This can result in faulty operation of controls and costly repairs. The addition of antifreeze lube oil only makes the corrosion worse.

As Expel removes all liquid water, it continuously ensures there will not be enough water in the air lines to freeze and cause damage. Additionally, Expel has been manufactured from Stainless Steel making the filter itself highly robust and corrosion resistant.




Pneumatic vibrators on the side of silos getting clogged due to moist air. This can be extremely damaging to the storage silos causing bridging and ratholing and even the caving of a silo container.

Expel protects this from happening as the liquid water is removed prior to the air coming into contact with the vibrators and ensuring silos don't get clogged. This eliminates a huge cost of having to replace silos.



Oil carry over from air compressors can combine with dust and dirt in compressed air lines to create a grinding mix that erodes seals on pneumatic valves and cylinders/piston.

Expel removes 99.9999% of liquid water, oil mix and particles to 1 micron. Installing Expel reduces both your wastage and costs whilst protecting your equipment to a superior standard.



Water in your compressed air leads to pitting and rusting on cylinders. These need replacing... which is costly.

Expel protects pistons and cylinders by continuously removing any water. As well as protecting your equipment, Expel can help contribute to a company's reputation of producing minimal wastage where possible and save you money.



Pneumatic tools such as air-driven pin drivers and cleaning devices for cleaning sawed joints can corrode and rust quicker due to contaminated air.

Expel will protect pneumatic tools from liquid water increasing life-cycle of tools and equipment. Reduce unnecessary costs and downtime.

EXPEL 30 Filter & Auto Drain Set

Why buy Expel? It really works!



Features	Advantages	Benefits
Reduces equipment downtime	Improves the efficiency of your site, keeping costs low and production time high.	No more equipment downtime due to failed solenoid valves, pneumatic vibrators on silos getting clogged, pistons needing repair/replacement, frozen water in air line, mis-batched mixes and bin doors sticking.
Depending on your site set up and the grade of air you require, in some circumstances, Expel can replace the need for a refrigerant dryer	Saves initial purchasing/installation costs. Saves on-going energy costs. Saves in servicing costs including part replacement costs, running costs and general maintenance of dryer.	This can save your site thousands! Expel works as a more effective system than a dryer as it cleans the air just before the point of use. Expel requires no running costs.
Reduces energy costs	Expel has a smaller pressure drop than traditional filters. When mesh filters collect dirt and water it creates resistance. This increases energy usage to maintain the same flow rate after the point of use, with multiple mesh filters in line causing greater energy usage costs.	Expel always maintains a low-pressure bar drop, meaning you have consistently minimal energy costs.
No more emergency call outs for breakdowns due to water in compressed air lines	Effective placement of Expel reduces call outs, downtime and costs.	Saves your site money as your production time will be higher and your maintenance costs lower.
The performance of Expel does not drop over time	Consistent performance, requiring no maintenance	Ensures smooth running of your site, eliminating problems associated with water and dirt entering compressed air lines and damaging equipment i.e. solenoid valves failing causing bin doors to stick.
No replacement filter elements are required	An instant way to stop spending money on internal parts of filters and is a good step towards your sustainability goals.	Zero maintenance and always a perfect performance. No more hassle and time spent changing internal elements on filters.
Designed and tested in accordance of ISO 12500	Latest ISO standard specifically for compressed air filtration.	Meets stringent testing standards for the quality and performance of compressed air filters, so you have peace of mind that you have a quality product.

REMA TIP TOP/North America, Inc.

1500 Industrial Blvd. • Madison, GA 30650 • Phone 800.334.REMA (7362) • 706.752.4000 • Fax 706.752.4015 → www.rematiptop.com