







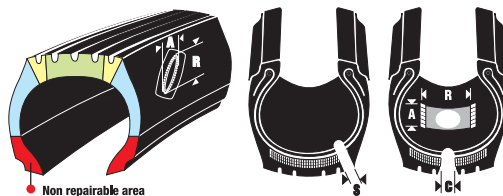
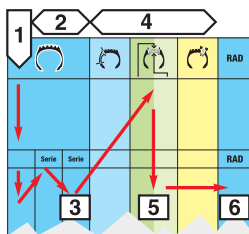


# TIRE REPAIR MATERIALS

## RAD 500 Series Section Repair Chart

	Series 100-90	Series 85-80	Series 75-70	Series 65-60	Series 55-45	①		②		③	RAD No.
						max A x R inch (mm)	max CØ inch (mm)	max A x R inch (mm)	max SØ inch (mm)		
 min - 122 LI	6.00 - 7.50	7 R - 8,5 R 205/ - 235/	205/ - 235/	245/ - 265/	-	- -	1/2 (12)	1/2 x 5/8 (12 x 15)	-	115	
						5/8 x 1 1/8 (15 x 30)	5/8 (15)	5/8 x 5/8 (15 x 15)	3/8 (10)	531	
						3/8 x 3 (10 x 75)	3/4 (20)	3/4 x 1 1/8 (20 x 30)	1/2 (12)	533	
						3/4 x 2 3/8 (20 x 60)	1 (25)	1 x 1 5/8 (25 x 40)	5/8 (15)	535	
						3/4 x 3 1/2 (20 x 90)					
1 1/8 x 2 3/8 (30 x 60)											
 	8.25 - 10.00 225/ - 245/	9 R - 10 R 245/ - 265/	245/ - 265/	275/ - 315/	-	- -	3/8 (10)	3/8 x 1/2 (10 x 12)	-	115	
						1/2 x 1 1/8 (12 x 30)	5/8 (15)	5/8 x 5/8 (15 x 15)	3/8 (10)	531	
						3/8 x 3 (10 x 75)	3/4 (20)	3/4 x 1 1/8 (20 x 30)	5/8 (15)	533	
						3/4 x 2 3/8 (20 x 60)	1 1/8 (30)	1 1/8 x 2 (30 x 50)	3/4 (20)	535	
						3/4 x 3 1/2 (20 x 90)					
						1 x 3 1/8 (25 x 80)					
						3/8 x 5 1/2 (10 x 140)	1 3/8 (35)	1 3/8 x 2 3/4 (35 x 70)	1 (25)	537	
1 x 4 3/4 (25 x 120)											
1 3/8 x 3 1/8 (35 x 80)											
  	12.5 R - 14.75 R 11.00 - 13.00	11 R - 13 R 12/ - 14/ 14.75/ 275/ - 385/	11/ - 13/ 275/ - 375/	325/ - 385/	355/ - 385/	- -	3/8 (10)	3/8 x 1/2 (10 x 12)	-	115	
						1/2 x 1 (12 x 25)	1/2 (12)	1/2 x 1/2 (12 x 12)	3/8 (10)	531	
						1/2 x 2 1/2 (12 x 65)	3/4 (20)	3/4 x 1 1/8 (20 x 30)	1/2 (12)	533	
						3/4 x 2 (20 x 50)					
						5/8 x 3 1/2 (15 x 90)	1 (25)	1 x 2 (25 x 50)	5/8 (15)	535	
						1 x 2 3/4 (25 x 70)					
						5/8 x 5 1/8 (15 x 130)	1 3/8 (35)	1 3/8 x 2 3/4 (35 x 70)	1 (25)	537	
						1 3/8 x 2 3/4 (35 x 70)					
						5/8 x 6 (15 x 150)	1 5/8 (40)	1 5/8 x 3 1/8 (40 x 80)	1 (25)	539	
1 1/8 x 4 (30 x 100)											
1 5/8 x 3 3/8 (40 x 85)											
  max - 177 LI	14.00 - 16.00 375/ - 445/	15 R - 24 R 15.5 - 395/ - 475/	445/ - 605/ 395/ - 525/	395/ - 525/	425/ - 495/	3/8 x 3/4 (10 x 20)	1/2 (12)	1/2 x 1/2 (12 x 12)	3/8 (8)	531	
						3/8 x 2 (10 x 50)	5/8 (15)	5/8 x 1 (15 x 25)	3/8 (10)	533	
						3/8 x 3 1/2 (10 x 90)	3/4 (20)	3/4 x 1 1/8 (20 x 30)	5/8 (15)	535	
						3/4 x 2 3/8 (20 x 60)					
						1/2 x 4 3/8 (12 x 110)	1 (25)	1 x 1 5/8 (25 x 40)	3/4 (20)	537	
						1 x 2 3/4 (25 x 70)					
						3/8 x 6 1/4 (10 x 160)	1 1/8 (30)	1 1/8 x 2 (30 x 50)	1 (25)	539	
						5/8 x 4 3/4 (15 x 120)					
						1 1/8 x 3 1/8 (30 x 80)					
						3/4 x 5 1/8 (20 x 130)	1 5/8 (40)	1 5/8 x 2 3/8 (40 x 60)	1 (25)	541	
						1 5/8 x 3 1/8 (40 x 80)					
						5/8 x 6 3/4 (15 x 170)	1 5/8 (40)	1 5/8 x 2 3/4 (40 x 70)	1 1/8 (30)	543	
						1 3/4 x 4 (45 x 100)					



This repair chart supersedes all previous versions. Always refer to the repair chart and safety advice packed with the product! Consult the Tire Manufacturer for the repair limits.